

CERTIFICATE OF LAND

File No: 181-22

Date: 09-07-2022

Certified that land measuring 8296.063 Sq. Meters (2.05 Acres) situated in Mashihani, Chattarpur, Palamau, Jharkhand (Plot No. (s)/Survey No. (s) Khasra No. (s), at

| DEED NO | KHATA NO | PLOT NO | AREA (IN Dec. | BUYER/ LEASES NAME | SL. NO | VOL. NO | PAGE NO |
|-----------------|----------|----------------------------------|---------------|---|--------|---------|---------|
| 348-720 | 64 | 57 59 60 62 63 64 | 200.5 | SWAMI VIVEKANANDA EDUCATIONAL TRUST) Through Secretary , MUKESH KUMAR SWAMI VIVEKANANDA ELITE PUBLIC SCHOOL, MASHIHANI, CHATTARPUR, PALAMAU JHARKHAND | 14 | III | 119 |
| Total Land Area | | | 200.5 Decimal | | | | |

Mashihani, Chattarpur, Palamau, Jharkhand ,fully described in the schedule mentioned herein after, is owned by Lakhiya Devi W/o Lakshman Ram in terms of Sale Deed Dated 05/03/1983 and 16/04/1990 executed by Sub- Registrar, Palamau (Bihar) currently in District of Jharkhand duly registered on Palamau at Serial No. 02 in Book No:- 2 , Volume No: III on Page No: 117 in the office of Sub- Registrar, Palamau, Jharkhand.

It is certified that the said entire land comprises of a single plot of land.


It is further certified that the owner of the land has Sold the said land to Mukesh Kumar, Secretary, Swami Vivekananda Educational Trust under which SWAMI VIVEKANANADA ELITE PUBLIC SCHOOL, Mashihani, Chattarpur, Palamau, Jharkhand Jharkhand Run Under SWAMI VIVEKANANADA EDUCATIONAL TRUST Vide Sale Deed Dated 05/03/1983 and 16/04/1990 for Life Time period duly registered on 05/03/1983 and 16/04/1990 at Serial No:348/1983 and 720/16/04/1990 in Book No I , Volume No. 31 on Page No 403 to 413 in the office of Sub- Registrar, Palamau, Jharkhand and the land is still in Terms of Sale Deed at Possession of the Buyer.


It is further certified that SWAMI VIVEKANANADA ELITE PUBLIC SCHOOL, Mashihani, Chattarpur, Palamau, Jharkhand Jharkhand Run Under SWAMI VIVEKANANADA EDUCATIONAL TRUST is located on the said plot of Land.


THE SCHEDULE OF LAND ABOVE REFERED TO

All that piece of Land Measuring 8296.063 Sq. Meters (2.05 Acres) situated in Mashihani, Chattarpur, Palamau, Jharkhand and Bounded as Follows:-

North : Rest Part Plot No 60 East : Rest Part Plot No 59 West : Road South : Road & Plot No 63




Manager/Secretary
S.V. ELITE PUBLIC SCHOOL
 Near-+2 High School, Chhattarpur
 Palamau, Jharkhand-822113


Principal
S.V. ELITE PUBLIC SCHOOL
 Near-+2 High School, Chhattarpur
 Palamau, Jharkhand-822113